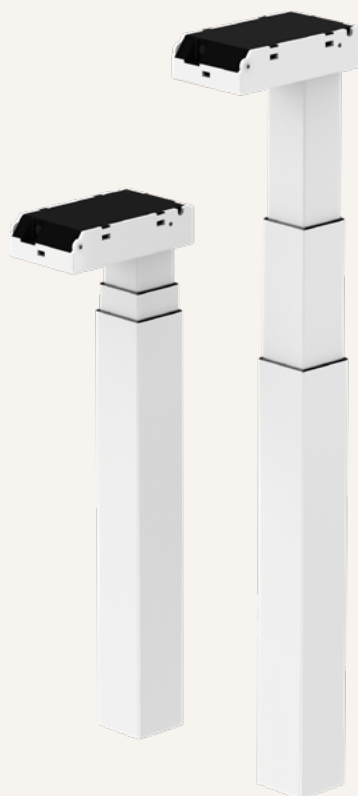


MP-TL4K

series



Product Segments

• Care Motion

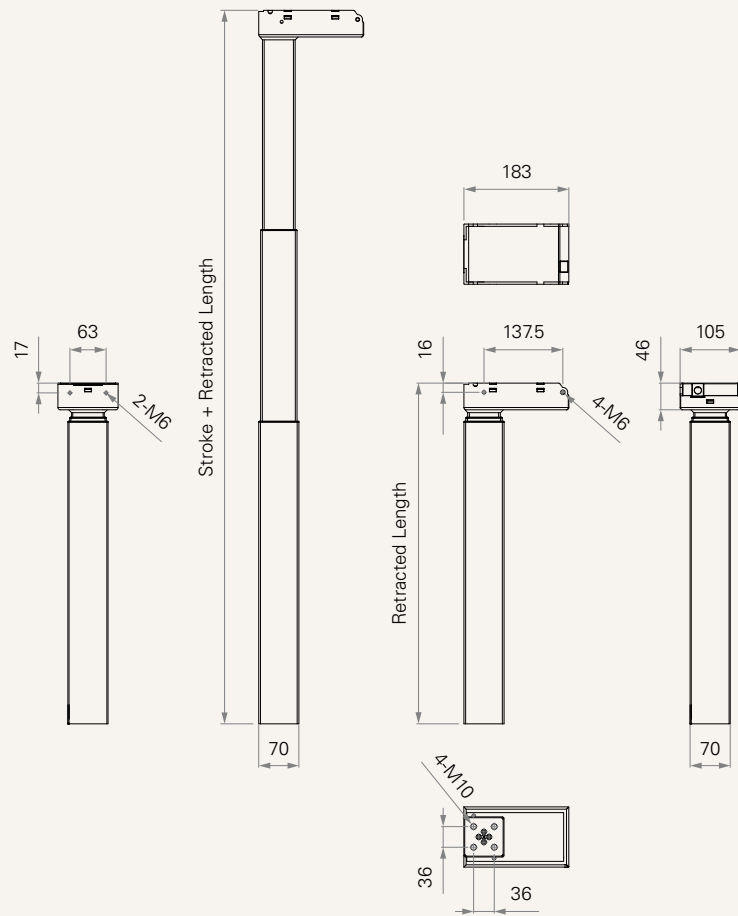
TiMOTION's MP-TL4K series lifting columns are specifically designed for use in Ophthalmic Equipment, Dental Equipment and other Medical Furniture needing Height Adjustment. Work surfaces adapt quietly and smoothly with synchronous movement. The MP-TL4K is compatible with TC series Control Boxes and TH/TDH series controls, and it can be controlled quietly and smoothly with synchronous movement. All Ergo Motion TC series control boxes have a less than 0.1W standby power option that reduces power consumption. Our wide range of columns offers solutions to satisfy customers' working environment project requirements. The MP-TL4K has a three-stage telescopic profile designed for a narrow-top, wide-bottom square appearance.

General Features

Max. load	600N (push)
Max. speed at max. load	32mm/s
Max. speed at no load	45mm/s
Retracted length	Standard (compatible with foot): 590 / 560(M) / 520(S)mm Extended (compatible with shoe): 610 / 580(M) / 540(S)mm
Dimension of outer tube	70*70mm square
Stages	3-stage
Stroke	650 / 660 (M, S) mm
Output signals	Hall sensors
Voltage	24V DC
Color	Black, white, grey, or special grey
Exclusive for specific areas	

Drawing

Standard Dimensions
(mm)



Load and Speed

CODE	Load (N)	Self Locking Force (N)	Typical Current (A)		Typical Speed (mm/s)	
	Push		No Load 29V DC	With Load 29V DC	No Load 29V DC	With Load 29V DC
Motor Speed (5200RPM)						
D	600	600	2.5	6.0	45.0	32.0

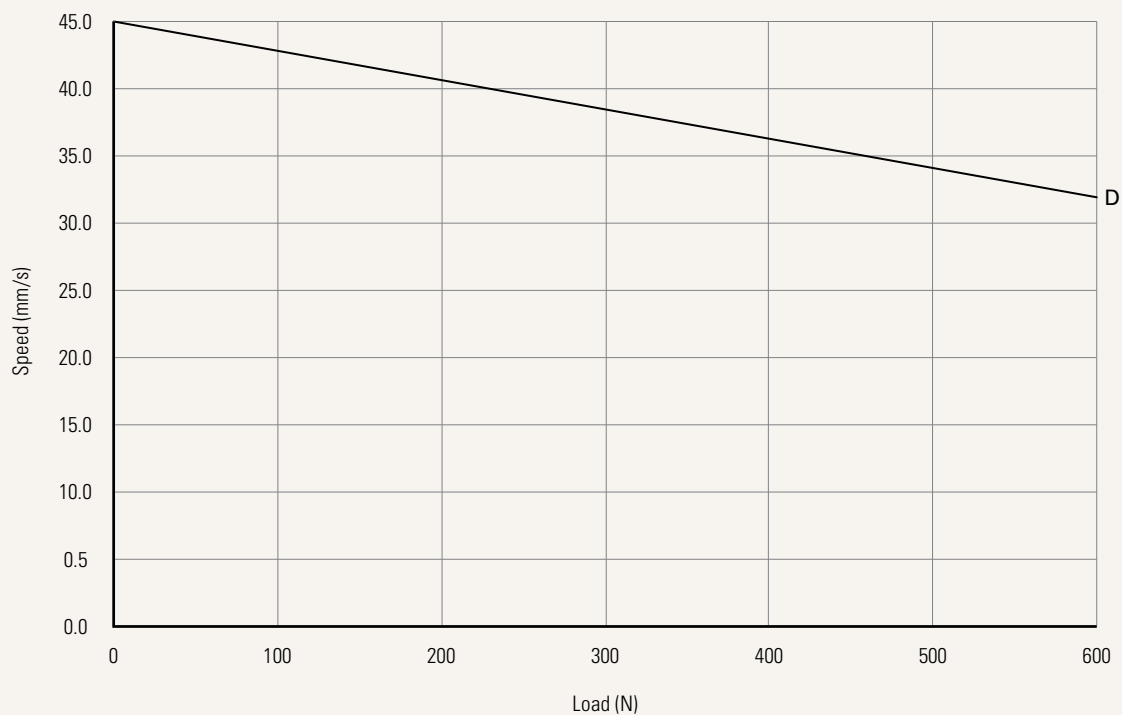
Note

- 1 Above self lock, typical current and typical speed performance are tested with Timotion control boxes.
- 2 Parameters above are from tested average, please refer to approval drawing for final value.

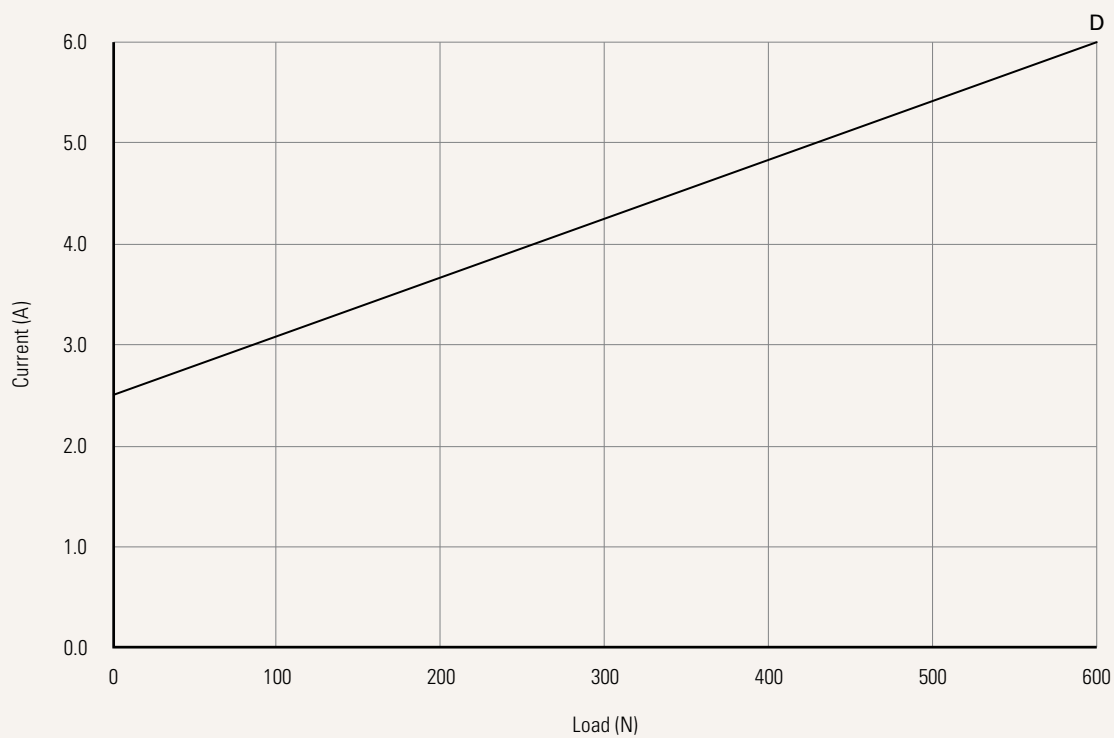
Performance Data (24V DC Motor)

Motor Speed (5200RPM)

Speed vs. Load



Current vs. Load



Note

1 The performance data in the curve charts shows theoretical value.

MP-TL4K Ordering Key

MP-TL4K

Version: 20230714-F

Appearance of Motor House	C = TiMOTION standard			
Voltage	2 = 24V DC			
Load and Speed	See page 2			
Stroke & Retracted Length (mm)	See page 5			
Color	1 = Black, RAL 9005	2 = White, RAL 9016	3 = Grey, RAL 9006	4 = Special grey, RAL 9022
Wiper Color	1 = Black	2 = White	3 = Grey	4 = Matte black
Bracket See page 5	0 = Without L = Left, Standard bracket R = Right, Standard bracket		B = Back, Standard bracket (For wall mounting application)	
Bottom Plate Type	1 = M10	2 = M6		
Bottom Plate Height	1 = Standard		2 = Extended outer tube for shoe	
Output Signals	2 = Hall sensor * 2			
Connector See page 5	1 = DIN 6P, 90° plug E = Molex 8P, 180° plug, standard		F = Molex 8P, 90° plug, without anti-clip, for TC22 / TC23	
Cable Length (mm)	1 = Straight, 500	3 = Straight, 1000	4 = Straight, 1500	

Note

1 The TL is designed especially for push applications, not suitable for pull applications.

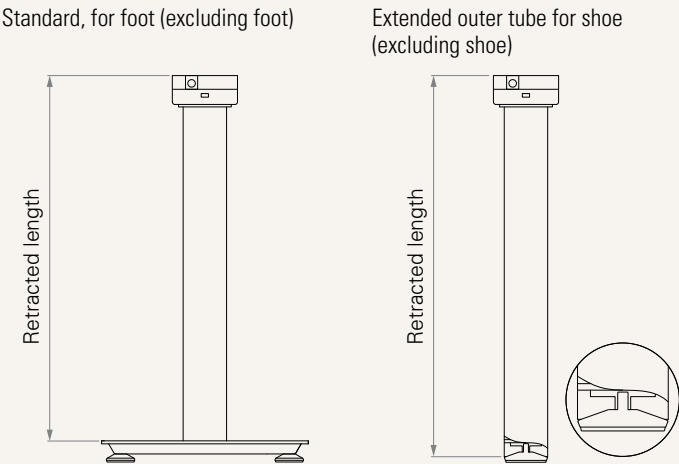
Stroke & Retracted Length (mm)

Foot Assembly	Stroke & Retracted Length		
	Standard	M	S
Standard, for Foot (Excluding Foot)	650 / 590	660 / 560	660 / 520
Extended Outer Tube for Shoe (Excluding Shoe)	650 / 610	660 / 580	660 / 540

Note

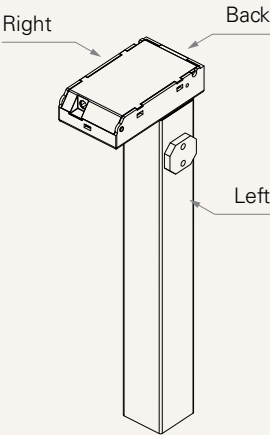
1 Only specific TEK could be with the shoes, please refer to TEK speccode

Foot Assembly



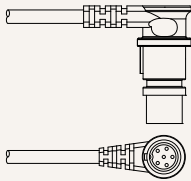
Bracket

Standard direction

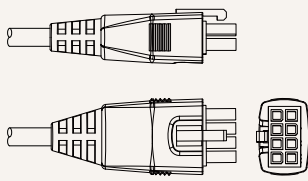


Connector

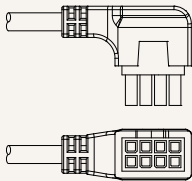
1 = DIN 6P, 90° plug



E = Molex 8P, 180° plug, standard



F = Molex 8P, 90° plug, without anti-clip, for TC22 / TC23



Terms of Use

The user is responsible for determining the suitability of TiMOTION products for a specific application. TiMOTION products are subject to change without prior notice.